



Suits iPhone X / 8



BACKBONE

Charge Pad

Quick Start Guide

Hello.


Let us introduce you to your Backbone.

Backbone lets you enjoy the freedom of wireless charging. No plugging in and out.

Simply drop and charge with your Qi compatible charging pad.



WARNING: Keep free from Liquid.

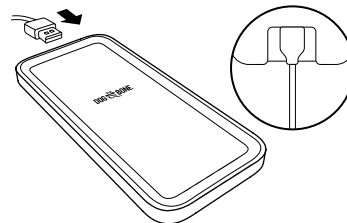


Charging Pad



USB Cable

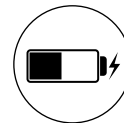
- 1 Plug USB into charging pad and connect to power source (min. 1.5A for stable charging, up to 2A).



- 2 To charge, place your iPhone X or iPhone 8 onto the charging pad.



**Congratulations!
you are charging**



Please note, the Backbone enjoys a shut-off feature when fully charged

Your Dog & Bone® Backbone product is warranted for a full 1 year from date of purchase.

For more information, visit www.dogandbonecases.com

Made for iPhone means that an electronic accessory has been designed to connect specifically to iPhone® and has been certified by the developer to meet Apple performance standards. Apple is not responsible for the operation of this device or its compliance with safety and regulatory standards. Please note that the use of this accessory with iPhone may affect wireless performance.

iPhone is a trademark of Apple Inc., registered in the U.S. and other countries.

